



Woolston Infant School

Home Learning Year R week beginning 1.3.21

Dear Year R,

We hoped you enjoyed 'Screen Free Friday' last week. This week on Thursday it is World Book Day and we will be having an animal story theme. Thank you for all of your amazing on line learning over the last few weeks. We very much look forward to seeing you all back in school on the 8th March. Your teachers are looking forward to working with you this week on 'Zoom' twice a day. They are going to introduce and talk about your learning for the day in the morning and discuss how you found the learning in the afternoon. Your class and the keyworkers in school will be doing the same learning as you. You will have been sent the zoom password and log in details by email. To join the meeting with your class follow the instruction below.

Search **join.zoom.us**. then enter your **meeting** ID and password sent to you by email. Click **Join**. When asked if you want to open **zoom.us**, click Allow.

Willow - Miss Spencer will be on 'Zoom' from 9:15 to 9:30 to introduce your learning and from 1:15 to 1:30 to discuss the learning you have completed so far.

Cedar – Mrs Arnold will be on 'Zoom' from 9:30 to 9:45 to introduce your learning and from 1:30 to 1:45 to discuss the learning you have completed so far.

Do not worry if you cannot meet with your teachers at these times, you can still complete the learning activities below. If you have no internet access please ring the office to arrange to pick up a learning pack.

Here are some lessons to help you learn from home. These will make up your new school day while you are at home.








Each day could you please complete the English and Maths lesson. We have added a new phonics column for you to try if you would like to practice your sounds. Then choose one more lesson to do from the Art/Music/Science or PE and Wellbeing lessons.

These are sequential video lessons made and taught by teachers. The lesson begins with items you need to during the lesson and explains what you will be learning.

On the page below are your lessons for Week beginning 1.3.21 just ctrl/click on the blue link for each lesson.

Have fun with your learning!!

Day	Phonics	English	Maths	Art/Music/Science	PE and Wellbeing
Monday	Learn igh – Lesson 13 (igh light) https://www.youtube.com/watch?v=eoJXl-lkFF8&feature=youtu.be	Goldilocks and The Three Bears – Lesson 8 of 10 To write the opening to a recycled story (thenational.academy)	Counting up to 15 (part 1) – Lesson 1 of 10 https://classroom.thenational.academy/lessons/counting-up-to-15-objects-and-putting-them-in-order-part-1-65hkcc	Art - Make your own cardboard tube puppets. Goldilocks & The Three Bears Craft - YouTube	Exercise in the jungle workout https://www.youtube.com/watch?v=pJGqlla4Dbw
Tuesday	Learn oa – Lesson 14 (oa goat) https://www.youtube.com/watch?v=d0X8phlr3Jc	Goldilocks and The Three Bears – Lesson 9 of 10 To write the middle of a recycled story (thenational.academy)	Counting up to 15 (part 2) – Lesson 2 of 10 https://classroom.thenational.academy/lessons/counting-up-to-15-objects-and-putting-them-in-order-part-2-cdj38e	Music – Goldilocks and the Three Bears song and words. The Goldilocks song LearnEnglish Kids British Council	Spiderman workout https://www.youtube.com/watch?v=2X1p0Yd6WAo

<p>Wednesday</p>	<p>Learn oo – Lesson 16 (oo moon) https://www.youtube.com/watch?v=Nw_6ZaV3KpE&feature=youtu.be</p>	<p>Goldilocks and The Three Bears – Lesson 10 of 10 To write the ending of a recycled story (thenational.academy)</p>	<p>Counting up to 15 (put in order) Lesson 3 of 10 https://classroom.thenational.academy/lessons/counting-up-to-15-objects-and-putting-them-in-order-part-3-60v6cc</p>	<p>Science Experiment – What makes porridge yummy? See Twinkl Science Experiment activity sheets and prompt cards on website.</p>	<p>PhysEdzone Dance Monkey Pe Warm up https://www.youtube.com/watch?v=HkwTDyR84Ao</p>
<p>Thursday</p> <p>World Book Day</p>	<p>Cedar - The Gruffalo by Julia Donaldson.</p> <p>Read the story. https://www.youtube.com/watch?v=s8sUPpPc8Ws&t=213s</p> <p>Make some Gruffalo Crumble Muffins https://www.eatsamazing.co.uk/fun-food-for-kids/kids-cakes-cupcakes/gruffalo-crumble-muffins-recipe</p> <p>Make a Gruffalo mask or choose an animal from your favourite animal story.</p> <p>Choose your favourite animal book. Bring to zoom, send a photo of you with your book.</p> <p>Design and make your own book mark. Make your favourite animal character out of a cereal box.</p>  				
	<p>Willow- Tiger who came to Tea by Judith Kerr.</p> <p>Read the story. https://www.youtube.com/watch?v=BXqW9UCgpc8</p> <p>Tiger biscuits ideas https://www.whimsicalmumblings.co.uk/2017/11/tiger-who-came-to-tea-crafts-activities.html</p> <p>Design and make a Tiger mask or choose an animal from your favourite animal story.</p> <p>Choose your favourite animal book. Bring to zoom, send a photo of you with your book.</p> <p>Design a make your own bookmark. Make your favourite animal character out of a cereal box.</p>    				
<p>Friday</p>	<p>Learn short oo – Lesson 17 (oo bookl) https://www.youtube.com/watch?v=MDysETvGN_I&feature=youtu.be</p>	<p>Write a friendship card or a missing you card to a friend or family member. (See templates on website).</p>	<p>1 more than a number within 15 Lesson 4 of 10 https://classroom.thenational.academy/lessons/knowing-one-more-than-a-number-within-15-60up8r</p>	<p>Art - How to draw a bear – Step by Step Guide (template on website or see video). How To Draw A Bear Step By Step Bear Drawing EASY Super Easy Drawings For Kids - YouTube</p>	<p><u>Troll dance- can't stop the feeling</u> https://www.youtube.com/watch?v=KhfYzUwYFk</p>
<p>** Please see additional ideas and activities on the Twinkl video. Please click this link. Goldilocks and the Three Bears Activities - YouTube All of the resources mentioned in the video will be saved on the school website or available in the paper packs which can be collected from the school reception.</p>					

Alongside this you will need to read **every day**. Use this link to connect to Oxford Owl reading e-library, this has a selection of story and reading books to share.

https://www.oxfordowl.co.uk/for-home/find-a-book/library-page/?view=image&query=&type=book&age_group=Age+6-7&level=&level_select=&book_type=&series=

It is good to have a small break between lessons to aid learning. Use these ideas to break lessons up and help with concentration.

- Search for 'Move and Freeze' brain breaks on 'You Tube'

Keeping your child safe when they use the internet at home.

Look at the E-SAFETY tab to find out more about how to keep safe.

The internet is great for learning, sharing, connecting and creating. Set boundaries and agree as a family how long your child can spend online and what they can do. Also decide how access to devices can be shared fairly. Remember there are parental tools that can help you manage and monitor access and use these across all devices. Talk about online safety and get involved. Have conversations about online safety little and often and build it into other conversations. Always supervise your children online. For older children ask questions about what they do online, such as what sites they visit and who they talk to. Know who they are talking to. Tell your child that strangers can pop up anywhere online and remind them not to talk to them. Understand the games they play. Ensure your child knows what to do if someone they don't know contacts them for example - ask you for advice, click the red cross. Check age ratings of games, online movies and websites.

For additional phonics learning to help with your reading you can practice on this website:-

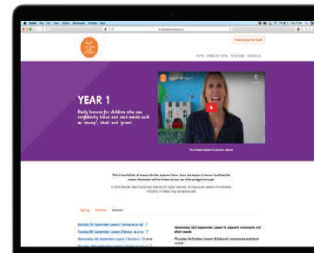
Following the success of our Letters and Sounds Summer Term lesson series, we're back! This term we're offering four different lesson types - all designed and delivered by phonics experts working with the validated Letters and Sounds English Hubs. New lessons are uploaded to our YouTube channel (Letters and Sounds for Home and School) every weekday at 9am. **Once they have been uploaded, all lessons are available for on-demand viewing at any time families choose.**

Our four different lesson types

- **Reception** (lesson series started on Monday 21st September)
- **Year 1** (lesson series started on Monday 7th September)
- **Year 2 Phonics Screening Check Revision** (lesson series started on Monday 7th September)
- **Learning to Blend** for children who need additional practice (lesson series starts on Monday 2nd November)

There are two ways for families to get to our lessons

Website Our Letters and Sounds website (www.lettersandsounds.org.uk) - has a main navigation heading called Videos for Home. Within that section there are separate pages dedicated to each of our four lesson types. In each case, the latest lesson in the series plays straight into the webpage - as shown below.



YouTube Some parents may prefer to go directly to YouTube (our channel is called [Letters and Sounds for Home and School](#)). The channel includes video guides for parents covering areas such as tricky and alien words. The lessons are then arranged in four separate playlists, with the most recent lesson at the top of the relevant playlist.

